

# The SAAs Impact Overview

## BUDGETS, STAFFING AND GRANTMAKING



**\$188M**

average SAA annual budget



**70**

average SAA FTEs, however, the range is 6–434



**611**

average number of grants awarded each year



**\$52.5M**

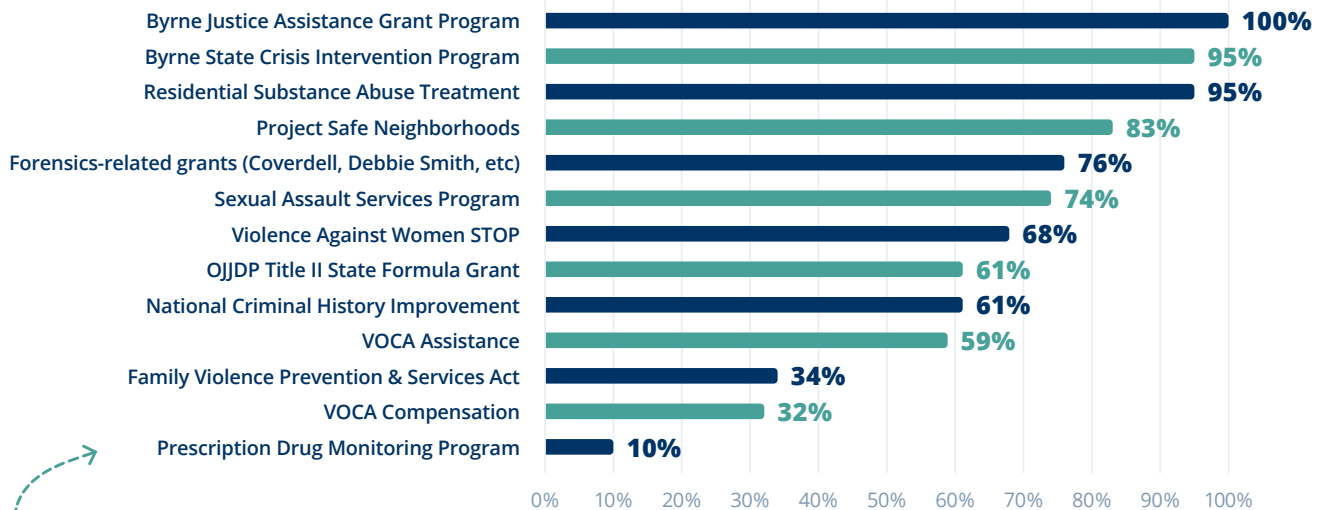
average amount of federal funds administered



**\$140M**

average amount of state funds administered

## FEDERAL GRANTS ADMINISTERED BY THE SAA'S OFFICE



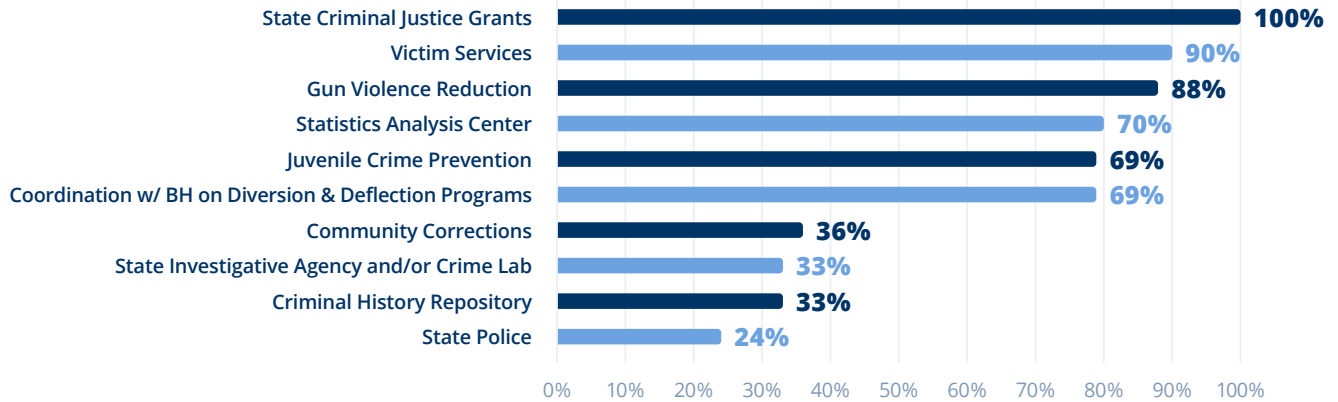
## SAAs Oversee Multiple Federal Grants

Every SAA office administers the Byrne JAG program. Nearly all administer the Byrne SCIP and RSAT programs. Three-quarters oversee federal forensics-related grants, about two-thirds oversee the VAWA, VOCA assistance and criminal history grants.

SAAs administer about **\$2.5 billion in federal DOJ grant funds**, which is higher or lower depending on the annual cap on the Crime Victims Fund.

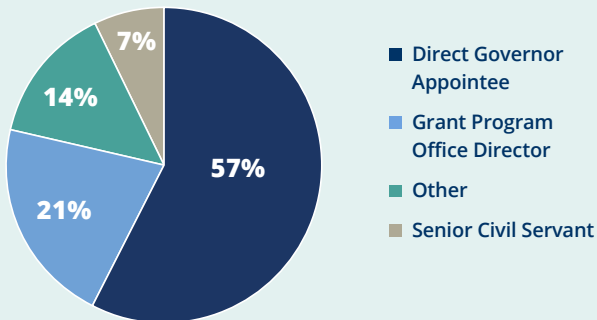


## AGENCY ROLES

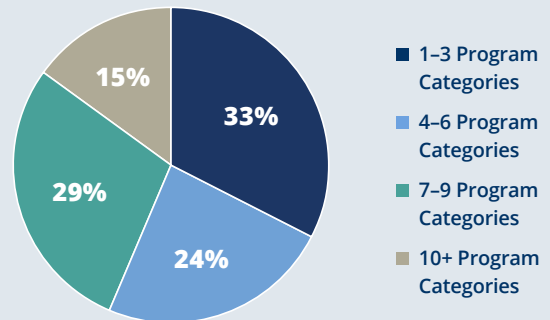


Every SAA has responsibility for state funded criminal justice grants. Nearly every SAA oversees victims services and gun violence reduction initiatives. Two-thirds oversee the state Statistical Analysis Center, juvenile crime prevention and policies and practices at the intersection of criminal justice and behavioral health.

## STATUS OF THE SAA AGENCY DIRECTOR



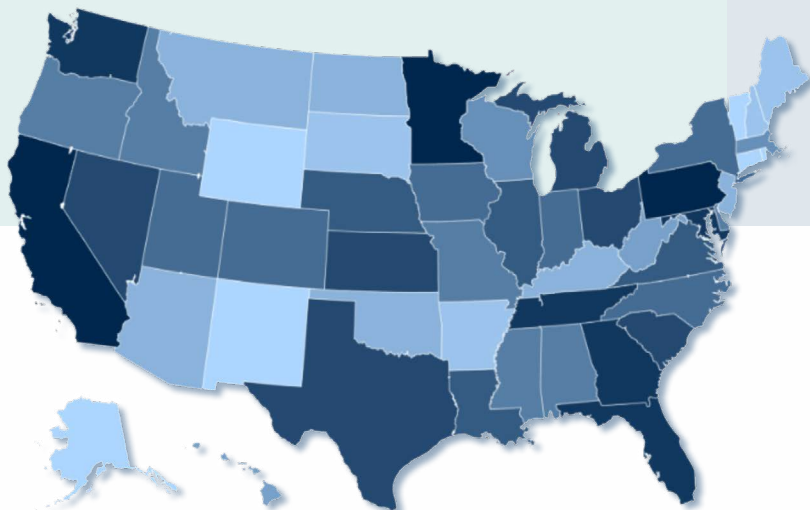
## SAAs DISTRIBUTE FUNDS ACROSS MULTIPLE PROGRAM CATEGORIES



## State Byrne JAG Investments Span the Justice System

## Nearly 70% of States Funded Four or More Program Areas

When considering Byrne JAG as organized by segment of the justice system, or across the then-nine statutory program areas, nearly three-quarters fund across four or more program areas, and nearly half funded in seven or more program areas.



## NUMBER OF PROGRAM CATEGORIES FUNDED IN EACH STATE

