

Using Evidence Based Practices to Guide Cost Effective Correctional Strategies

Faye S Taxman, Ph.D.

University Professor

Susan James Andrews, MSW

Research Associate

George Mason University

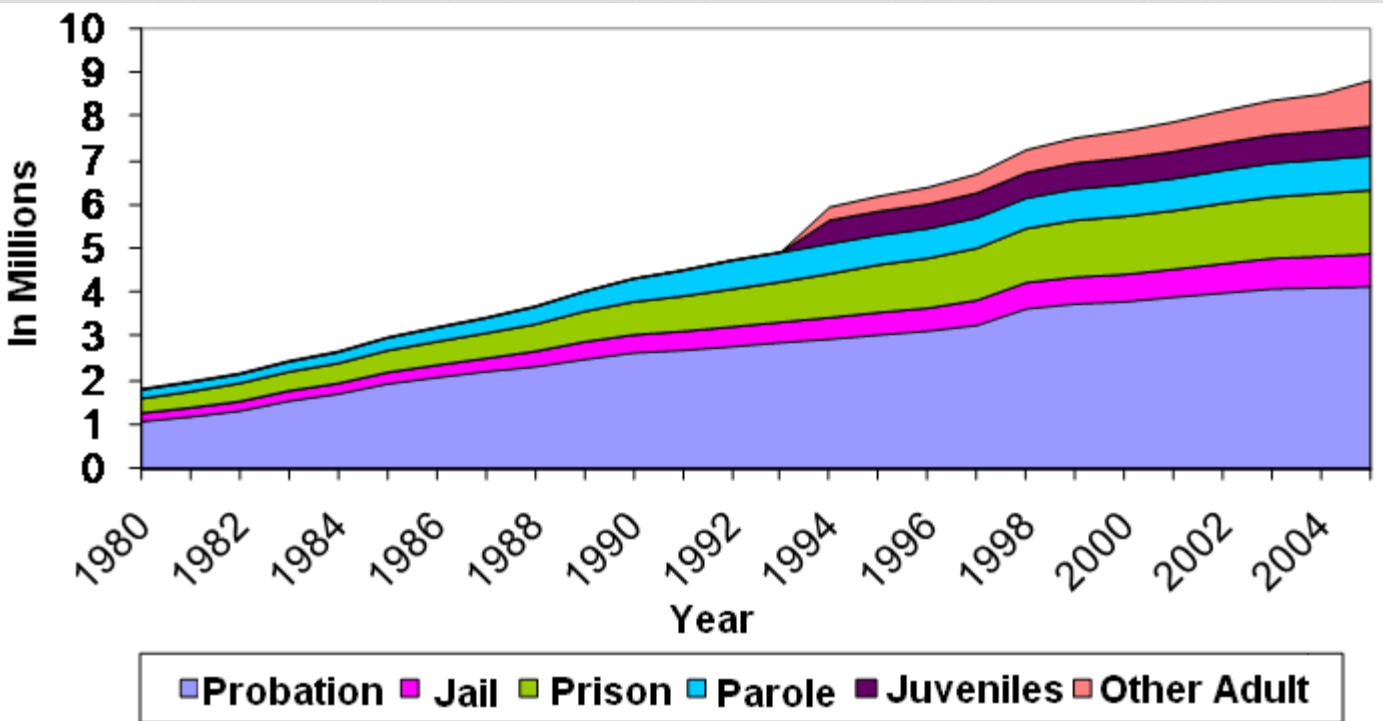
ftaxman@gmu.edu

Acknowledgements

- NIDA U01 DA 16213; *CJ-DATS1 is funded by NIDA in collaboration with: SAMHSA, CDC, NIAAA, and BJA;*
- *NIDA U01 DA 18723*
- Maryland Division of Parole and Probation

Insatiable Appetite: The Ever Expanding Correctional Population: 8+M Adults, 650K Juveniles

424,000 adults
receive tx (7.6%)



5.6 million
adults need TX
(4.5M males,
1.1M females)



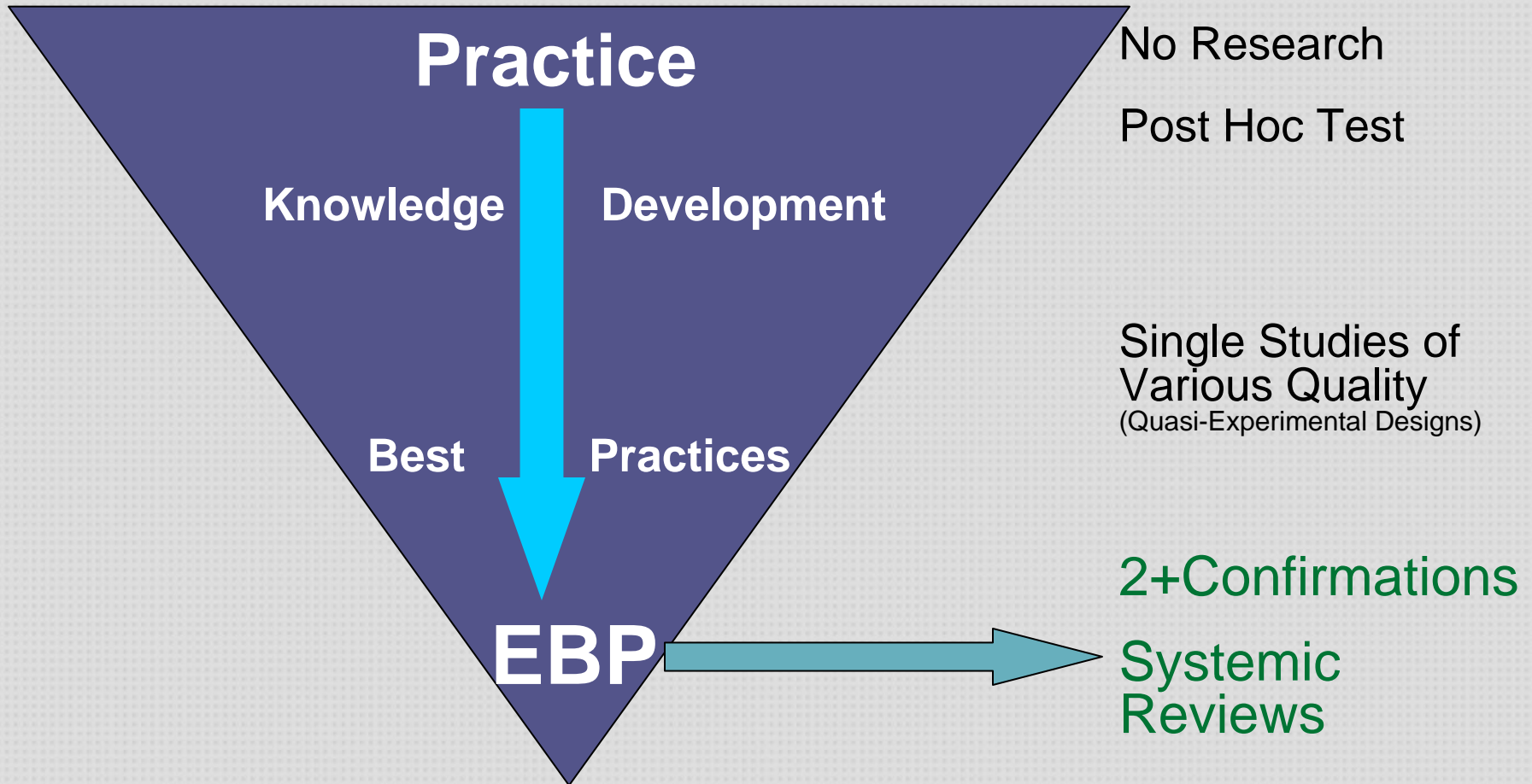
253,000 juveniles
need TX
(198,000 males,
54,000 females)

54,000 juveniles
GET tx (21.5%)



*Bureau of Justice Statistics, 2005 adjusted with estimates from Taxman, et al 2007.

What Defines Evidence in EBPs?



Known “Doesn’t Work”

- Punishment, control only situations
- Supervision without accountability
- Short, swift programs
- Generic programs

Not a single reviewer of studies of the effects of official punishment (custody, increased surveillance) has found consistent evidence of reduced recidivism.

What Has Been Tried: CJ Interventions To Reduce Recidivism?

- Intensive Supervision
- Boot Camp
- Case Management
- Incarceration



- TASC
- Diversion to TX (DTAP)
- Tx with Sanctions
- Supervision with Tx
- Drug Courts
- In-Prison Tx (TC) with Aftercare

- Too few studies
- Inconsistent implementation
- Short durations of TX (less than 90 days)

What Has Been Tried: Clinical?

- Education (Psycho-Social)
- Non-Directive Counseling
- Directive Counseling
- Moral Reasoning
- Emotional Skills
- 12 Step with Curriculum

- Motivational Interviewing
- Cognitive Processing
- Cognitive Behavioral
(Social Skills, Behavioral Management, etc.)
- Therapeutic Communities
- Contingency Management

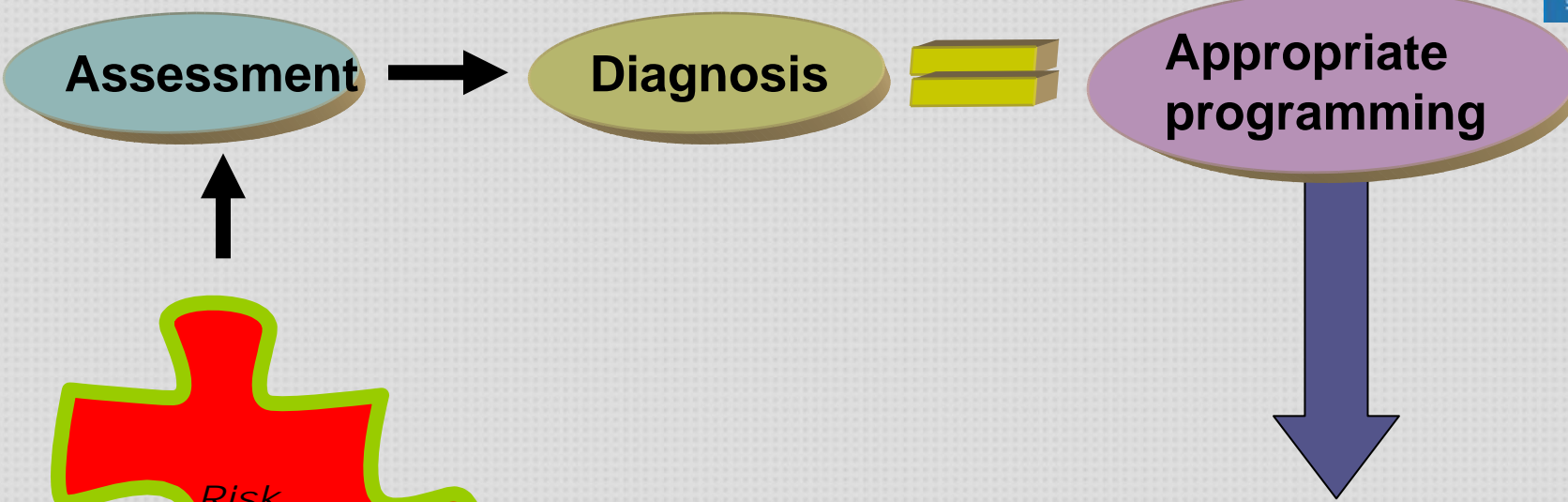



Studies have found that CJ actors can use these strategies!

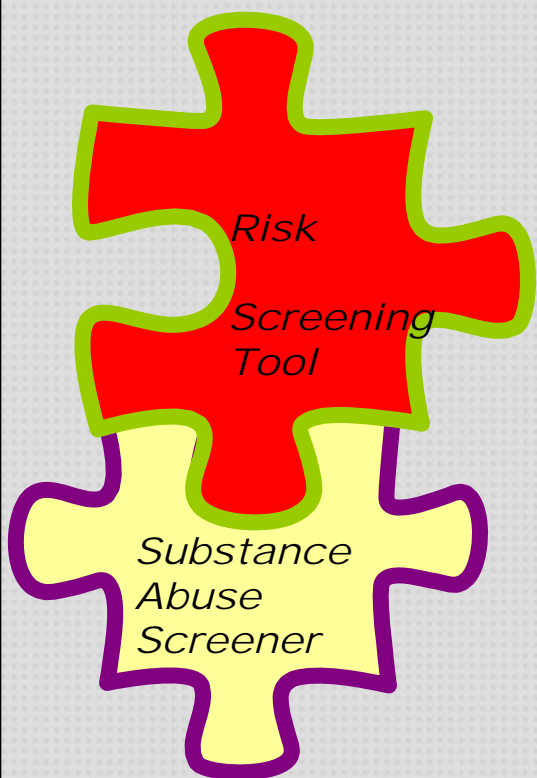
Successful to Engage in Compliance

Improve outcomes through training

Model: Risk-Need-Responsivity Model in Using Treatment Services

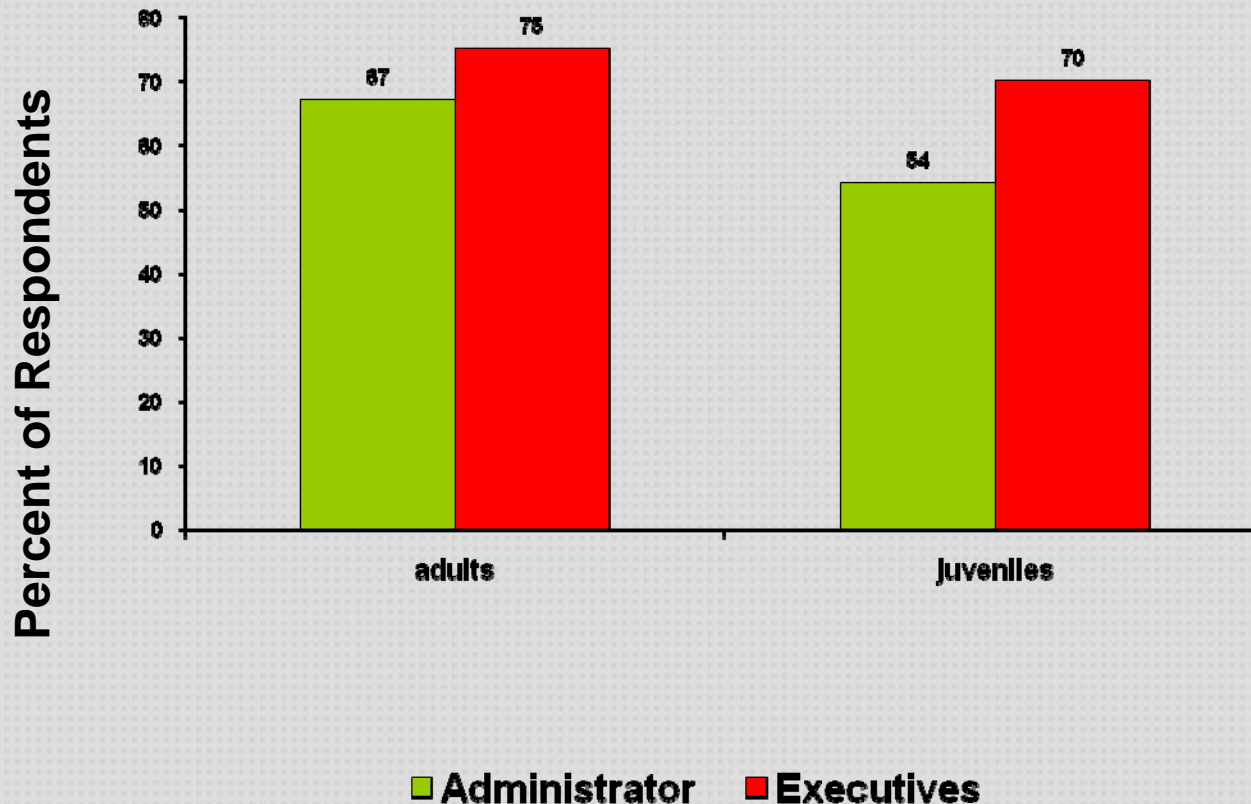


SUD	High Risk	Medium Risk	Low Risk
Dependent	Residential	IOP	IOP
Abuser	IOP	Outpatient	Outpatient
None	Correctional Program	Correctional Program	Minimal




Response Rates from Survey

- * Survey administered via mail
- * Multi-level (Head of state agency, facility administrator, staff)
- * N=10000+



- * Analyses found that there was no difference in response by geography, size of jurisdiction/facility, or type of organization



The Challenge: Using EBPs

Setting	Mean EBPs Adopted
Adult Prison	5.6
Adult Jail	3.9
Adult CC	5
Juvenile Res.	5.7
Juvenile CC	4.8
Drug Court	5.6

- Standardized risk assessment
- Standardized substance abuse assessment
- Use of techniques to engage and retain clients in treatment
- Treatment duration of 90 days or longer
- Comprehensive Services
- Use of therapeutic community/CBT
- Continuing care or aftercare
- Use of graduated sanctions and incentives
- Use of drug testing in treatment
- Systems integration
- Addressing co-occurring disorders
- Assessment of treatment outcomes
- Family involvement in treatment
- Availability of qualified treatment staff
- Developmentally appropriate treatment

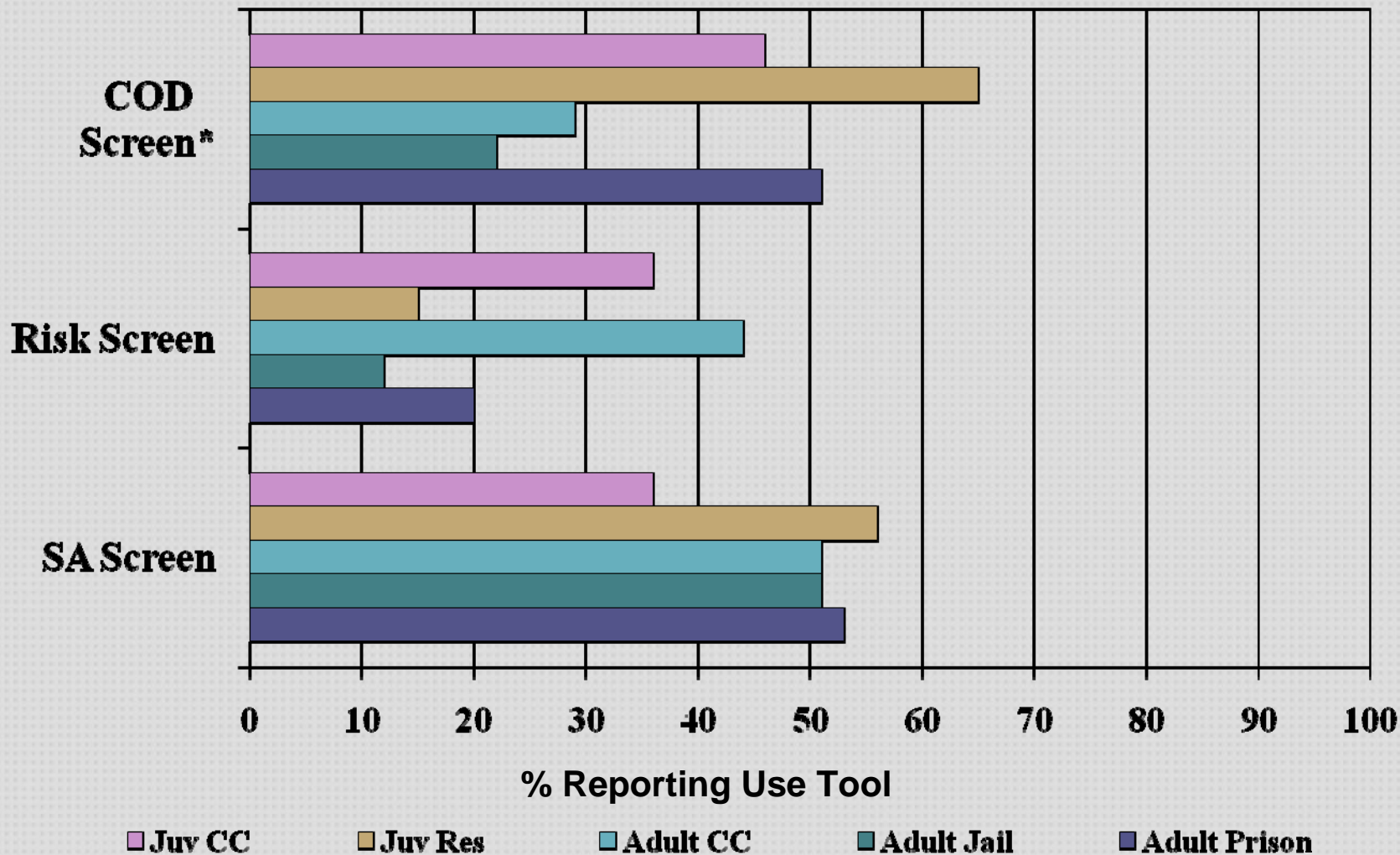
CJ Risk Assessment

- Actuarial based Models
- Tied to CJ Decisions
- Historically used as a tool to determine severity of sanction/punishment
- 5 Main Factors
 - **Age of first arrest**
 - **Number of arrests and/or convictions**
 - **Number of failed attempts on probation (or parole)**
 - **Number of incarcerations**
 - **Number of escapes**
 - **Substance Abuse**
- Main Tools:
 - **Composite Score of Criminal History**
 - **Wisconsin Risk/Needs**
 - **Level of Service Inventory**

SA Screening Tools

- Screen for SA Problem (Based on DSM-IV)
- Triage Method
- In CJ, used to identify which of the offenders to be referred for clinical assessment
- Many tools exist:
 - **CSAT's SSI**
 - **ASI**
 - **TCU Drug Use Screen**

% Facilities Reporting the Use of Standardized Screening Tools

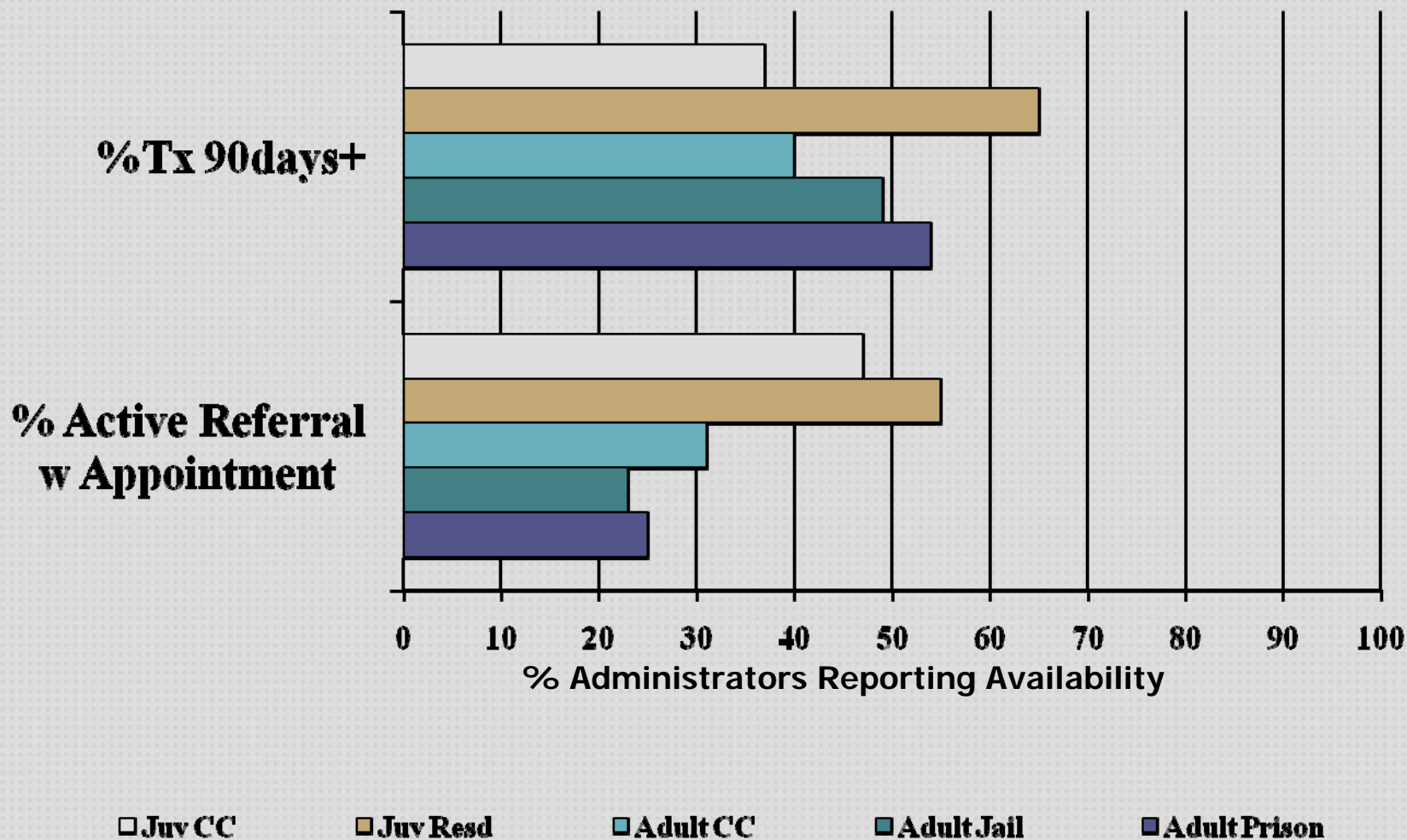


*From COD Survey

Taxman, Crospey, Young & Wexler, 2007; Taxman, Perdoni, Harrison, 2007; Friedmann, et al 2007; Young, et al 2007; Henderson, et al 2007

Tx Practices "in Practices"

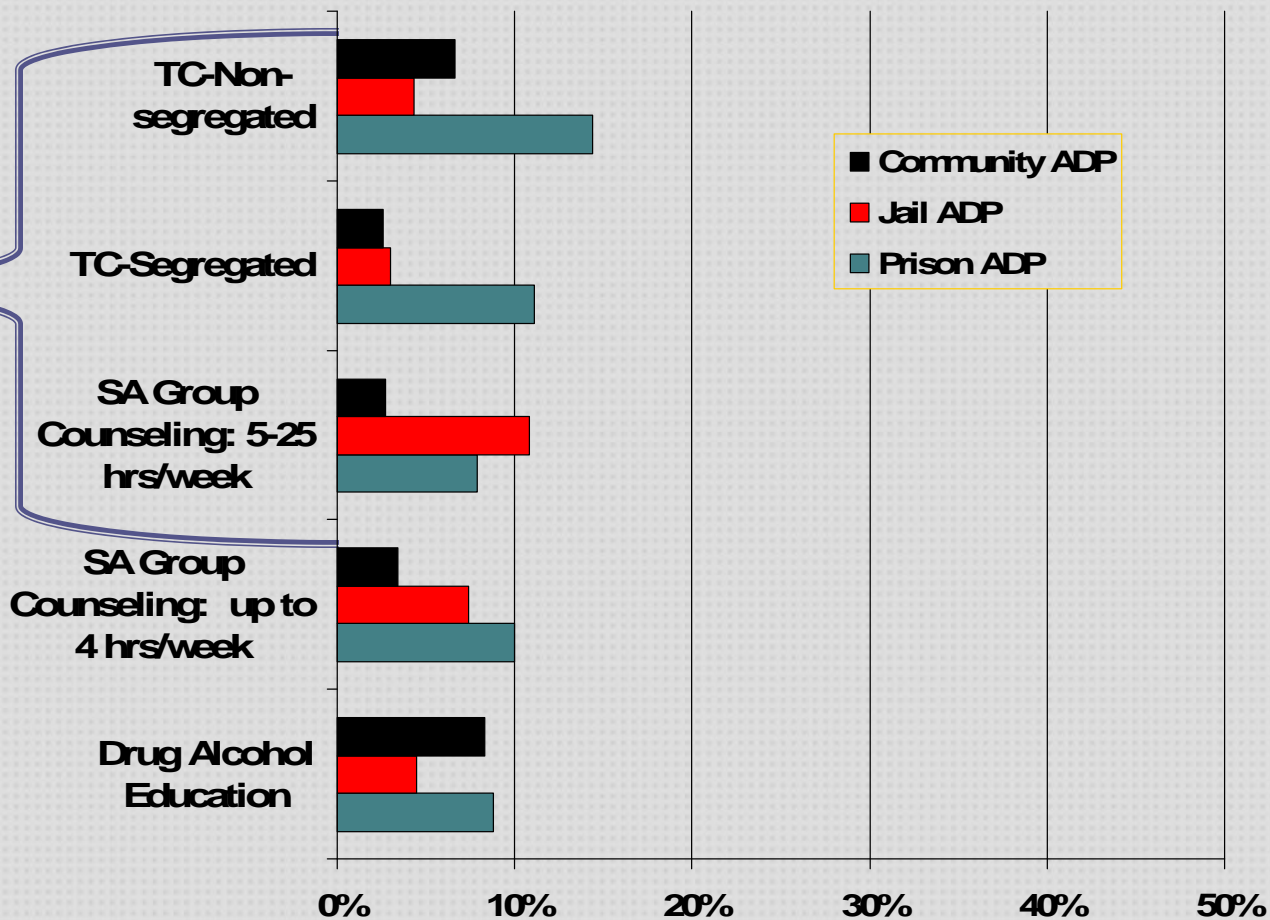
- ✓ Juvenile & adult prisons are more likely to report the use of CBT treatments than other correctional facilities



% ADP (Adult Offenders) in SA Treatment Services

for those facilities that provide the service

Majority of Offenders Would Benefit from this Level of Care

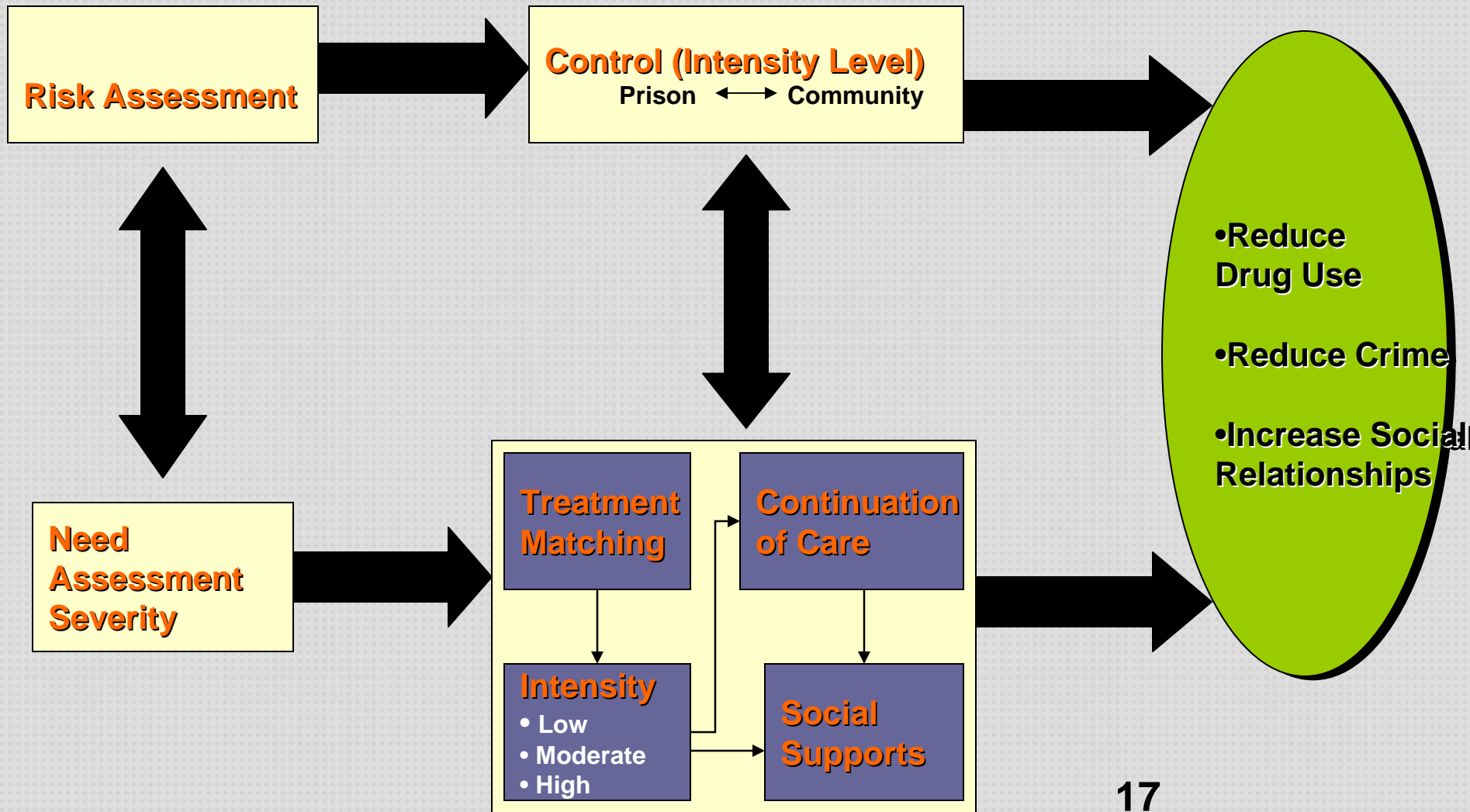


% of ADP in Correctional Setting in SA Tx Services

Hidden Secret....improve outcomes

- Milieu Matters!!!
- Rewarding, not all punishment (Behavioral Economics)
- Rapport with Offenders
- Achieve through MI
- Can Improve Standard Probation Outcomes by 40 percent!!!

Evidence-Based Correctional System



The Evidence Formula....

- Use Risk/Needs Tool
 - Match to Appropriate Services/Control
 - Use EBP Programs—
 - **TC, cognitive behavioral programs**
 - **Tx Duration**
 - **Progressive**
 - Monitor Compliance: swift & certain responses
-
- Environment where change can occur (RAPPORT, TRUST, Relationship)
 - Reinforcement
 - System changes

Risk & Needs Matrix

High Risk

Low Risk

**High
Needs**

Medications (Opioid)
Drug Tx Courts
Intensive Tx Services
Monitoring, residential

Medications
Intensive Tx (IOP)

**Low
Needs**

Punishment
Monitoring
Work Release

Short/Swift
Punishment

Strategies in Resource Constrained Times

- \$ Implement EBPs
- \$ Convert DR/AI Education Programs into CBT
 - **Use public domain curriculum**
 - **Develop staff skills—improve outcomes**
- Use Risk Tools & SA Tools
- \$ Low Risk Offenders: Screen, Select: place on short punishment programs
- \$ Invest in staff training—correctional & p/p—in MI, CBT: reduces OT/sick leave
- \$ Expand work release
- \$ Reduce length of probation/parole supervision to 18 months

Our Knowledge Base

Access

Screening

Assessment

Treatment Matching

Referral

Engagement

Programming

Sex Offender

Mental Health

Schools

Physical Care

Delinquency

Prevention

HIV/AIDS Risk Behaviors

Substance Abuse

Tobacco Cessation

Community Intervention

Family Intervention

Correctional Intervention

Utilization Enhancers

Working Alliance

Contingency Management (Indiv)

Performance Contractors : P4P (Org)

Quality Improvement Processes

Treatment Program Characteristics

Organizational Change

Community Coalitions

Organizational Culture

PDSA

Proximal Outcomes

Continued Treatment
Substance Abuse

Mental Health

Criminal Behavior
Risky Behaviors

Distal Outcomes

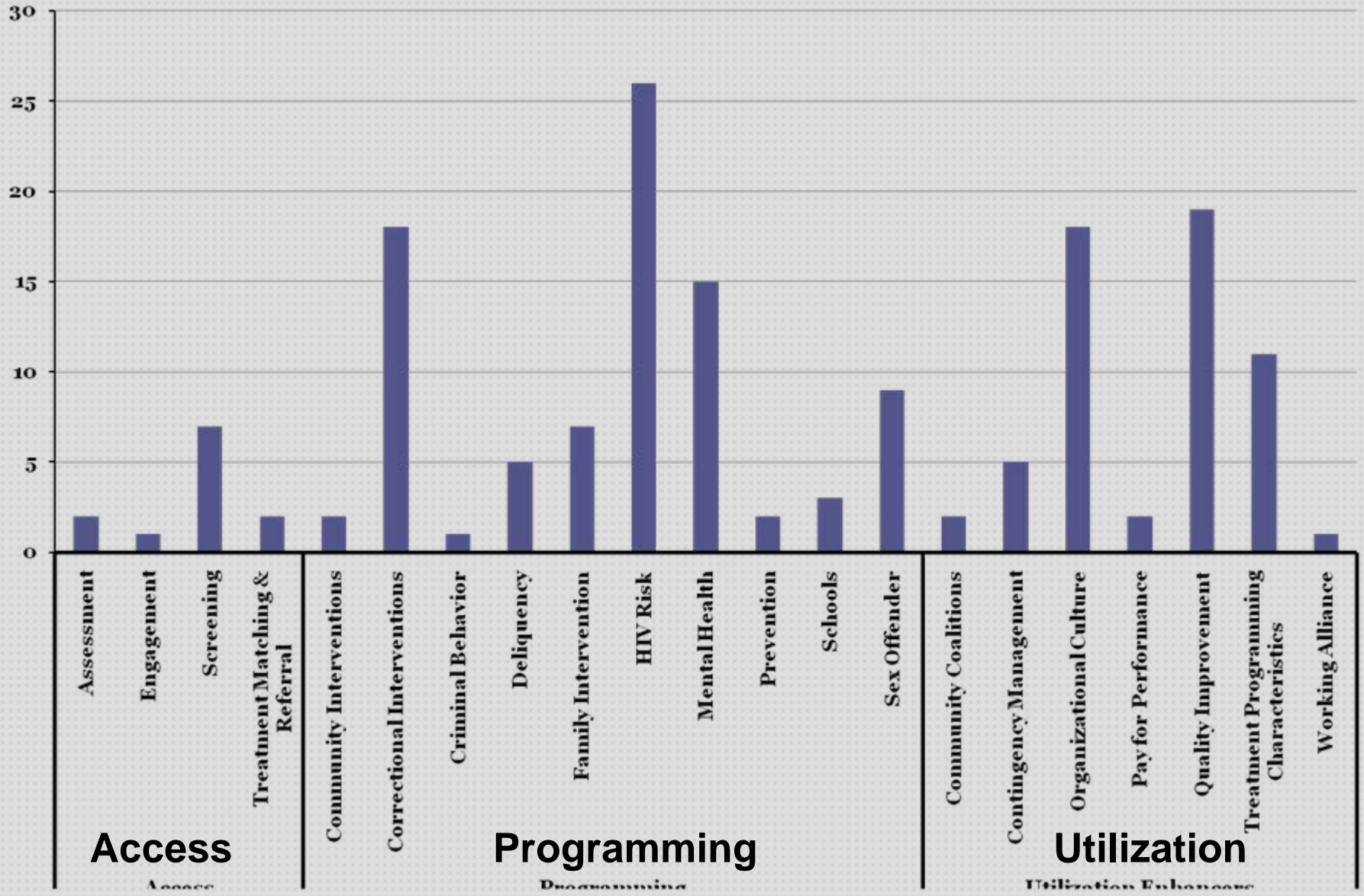
Relapse Prevention

Mental Health

Recidivism

Abstinence

Available Systematic Reviews



Evidence Mapping

- Intervention
 - See list
- Impact on: Type of Population
- Impact on: Type of Outcome
 - Recidivism
 - Drug Use
 - Employment
 - Engagement
 - Mental Health
- BJA Innovations Project: Risk-Need on Service Delivery Simulation Model

tools of the trade

a guide to incorporating science into practice

National Institute of Corrections
U.S. Department of Justice



Maryland Department of Public Safety
and Correctional Services



<http://www.nicic.org/Library/020095>